

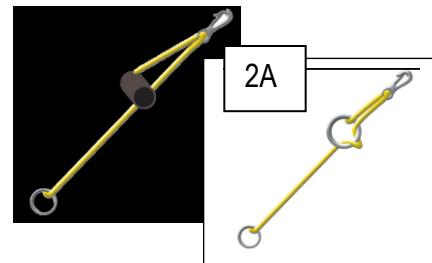

VOLLEYBALL #1

Broadway Party & Tent Rental

763-424-6155
www.BroadwayPartyRental.com

PARTS:

- 2 Telescopic, push button, aluminum Poles have 3 height adjustments: 8' Men, 7'8" Co-ed, or 7'4-1/8" Women
- 3' x 32' professional Net1
- 2 Pole/Net Clips
- 2 - Guylines
- 4 - 12" Stakes
- Pre-measured boundary line with corner anchors
- Cord Winder (for boundary rope)
- Equipment bag
- Leather VolleyBall



SETUP: Attach Clip to top of the outside pole [Diagram 1A], to the large eyebolt.

Holding pole upright, extend Guylines out 45 degrees (approximately 8-10 feet apart) and anchor with Stakes [Diagram 2A & 3A].


NET TENSION: Lean the base of pole towards the inside center of the court approximately 18". Pull on Guyline tension rings. Stand poles upright to provide maximum Net tension [Diagram 1B]. If net adjustment's required, increase the amount of top rope slack.

BOUNDARY SETUP: Unwind pre-measured Boundary Cord onto playing area.

The Cord has center pole markers & 4 corner anchors. Standard Volleyball

Court dimensions are 30' x 60' [Diagram 1C].

Put Cord Winder back in Case & use it to wind Cord on takedown.



SCORING: Games are usually played to 11 or 15 points (determine before play begins). Court switches or exchanging courts occur at specified times during the game. In 15-point game, courts are exchanged each time the total number of scored points is a multiple of 5. In 11-point game, teams exchange playing courts each time the total number of scored points is a multiple of 4.

In **Rally Point Scoring**, either the serving or receiving side scores a point whenever a team fails to serve properly, return the ball, or commits any other fault.

In **Ball Play In:** The ball is 'in' when, after being put in play, its 1st contact with the ground is on the playing court or a boundary line.

In **Ball Play Out:** The ball is 'out' when after being put in play, its 1st contact with the ground is completely outside the playing court.

- It touches an object outside the court, an overhead object or a person out of play.

- It touches the antennas, ropes, posts or the net outside the antenna.

Team Contacts:

- Each team is entitled to a maximum of 3 contacts to return the ball to the opponents
- A player may not contact the ball consecutively, except during or after a block, or at a team's first contact

Contact Characteristics:

- A player may touch the ball with any part of the body
- The ball must be contacted cleanly & not held, lifted, pushed, caught, carried, or thrown
- The ball cannot roll or come to rest on any part of a player's body
- An exception is allowed during the defensive play of a hard driven ball. At this time, the ball may be momentarily lifted or pushed.

Attack Hit: All actions directing the ball toward the opponent's playing area, except the acts of serving & blocking, are attack hits.

- You cannot contact the ball within the playing space of the opponents

Blocking is an action that deflects the ball coming from the opponent by a player &/or players at the net

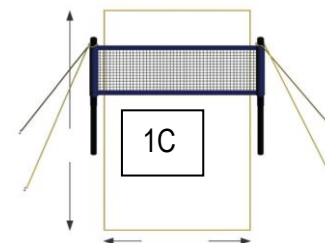
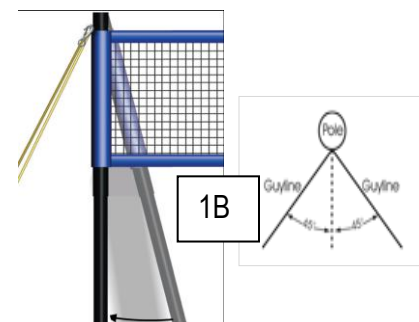
- For doubles & triples, blocking does constitute as a contact & any player may make contact of the ball after the block
- For 4-person and 6-person play, blocking does not constitute a team contact. Any player may make the first contact of the ball after the block

Simultaneous Contact:

- When 2 blocking teammates touch the ball simultaneously, it is considered 1 contact & any player may make next contact

Faults:

- Assisted Hit: A player takes support from a teammate or any object in order to reach the ball
- Double Contact: A player contacts the ball twice in succession or the ball contacts various parts of the player's body successively
- Held Ball: A player does not cleanly contact the ball
- Player/Net: It is a fault for the player for their clothing to touch any part of the net
- Reaching beyond the net while blocking. A player may touch the ball beyond the net provided the player does not interfere with the opponent's play before or during the attack-hit.
- Player may cross the center line, either before, during or after legal play of the ball, provided this does not interfere with the opponent's play
- While opposing players are not required to avoid the ball or the player, they cannot intentionally interfere with any legal attempt to play the ball on their court



"We Rent Celebrations!"
IF EQUIPMENT IS WORKING INCORRECTLY,
PLEASE CONTACT BROADWAY PARTY & TENT RENTAL AS SOON AS POSSIBLE.