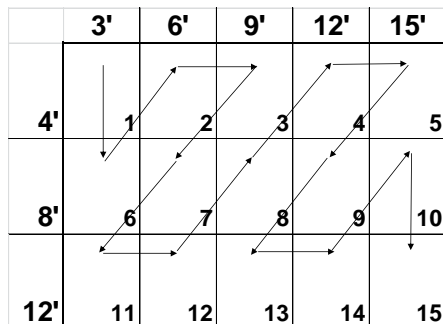


DANCEFLOOR – WHITE & BLACK VINYL


INDOOR USE ONLY

When disassembling Floor, re-tighten Set Screws so they're flush with floor surface & avoid damaging equipment!



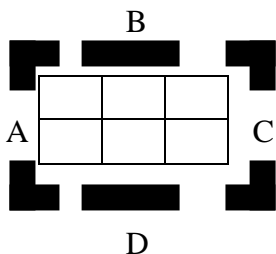
TO ASSEMBLE FLOOR PANELS Carefully position first floor panel (“anchor panel”) in top left corner of floor location. Be sure “tongued” edges are toward left & bottom edges of the floor. Assemble remainder of floor in the diagonal sequence shown. To ensure floor doesn’t come apart during use be sure all panels & trim are tightly locked together.

TO LOCK FLOOR TOGETHER With panel edges placed tightly together, insert Dance Floor Key completely into lock openings on each panel & trim strip, turn 180° clockwise (until key no longer turns easily). Make sure panels & trim are pulled tightly together.



TO TAKE FLOOR APART Insert Dance Floor Key, turn 180° counterclockwise, then pull panels & trim strips apart. **Loosened set screws should be re-tightened so they are flush with floor surface to avoid scratching other panels when stored & transported.**

TO ATTACH EDGE TRIM Attach edge trim to all sides of floor. Push “grooved” trim strips onto “tongued” panel sides (A & B); push “tongued” trim strips into “grooved” panel sides (C & D). Hook trim to panels in same way that panels are locked together (above).



TO STORE PANELS To protect Dance Floor, Broadway Party & Tent Rental, recommends & asks you to store & transport panels & edge trim with the “grooved” edge up **AND SET SCREWS RE-INSERTED SO THEY ARE FLUSH WITH FLOOR (NOT STICKING OUT)** .

WARNING Do Not Use Floor : **DANCE FLOOR DOESN'T FIT IN MOST CARS FOR TRANSPORTING!**

- If there's 1/8" or more gap between panels &/or edge trim.
- When wet.
- Without edge trim attached.
- If set screws are loose, missing, or inserted flush with floor.
- If surface is uneven or has missing sections.

Failure to follow above precautions may result in a fall, causing serious injury.

“We Rent Celebrations!”


IF EQUIPMENT IS WORKING INCORRECTLY, AS SOON AS POSSIBLE CONTACT

Broadway Party & Tent Rental 763-208-1357

www.BroadwayPartyRental.com

Broadway Party & Tent Rental

"We Rent Celebrations!" www.BroadwayPartyRental.com



RULE OF THUMB:

30-50% of Guests Dance at a time. Allow minimum of 4 square feet per person.

INDOOR USE ONLY